

Catholic School Environment & Culture in an Increasingly Diverse Church: Moving from Welcoming to Belonging

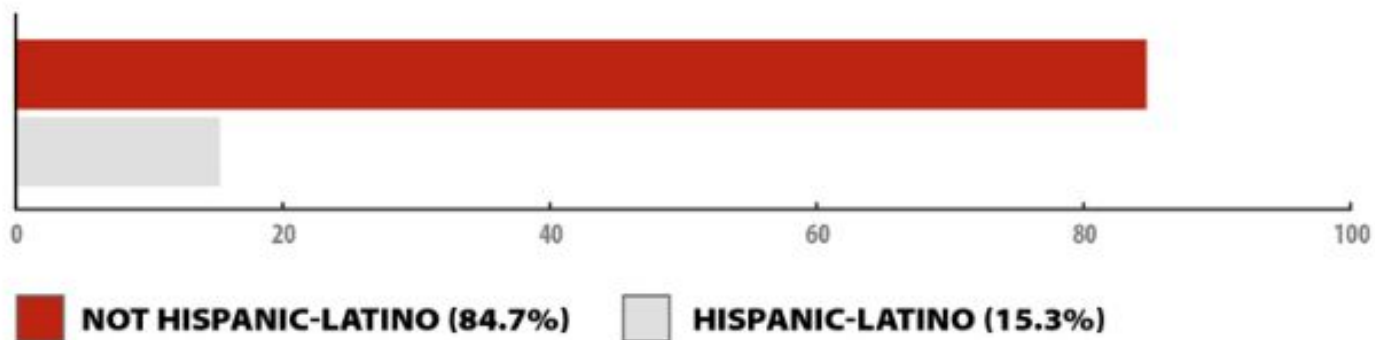
...

By: Dr. Ursula S. Aldana & Dr. Corena Marasco

**How are we reaching out and welcoming
Latinos into our schools effectively?**

Hispanics/Latinos in American Catholic Schools

(Data are from 2014-15 and measure children in elementary and secondary schools)



RNS graphic by T.J. Thomson. Source: National Catholic Educational Association

"Hispanics/Latinos in American Catholic Schools." Religion News Service graphic by T.J. Thomson

How are Latinos introduced and integrated to the general community? Are they segregated or isolated?



**SATURDAY:
6PM (SPANISH)**

**SUNDAY:
7:30AM
9AM (SPANISH)
10:45AM
12:30PM
5:30PM**







*“Not all of us
can do great things. But
we can do small things
with great love.”*

Mother Teresa



How do Catholic schools continue to engage and include Latino families in authentic ways?

Statistical Portrait of Hispanics in the United States 2014

% of the Hispanic population, unless otherwise noted

Population/Hispanic Origin/Nativity/Language Use/Race

Population (#)	55,250,517
Mexican	64.0
Foreign born	34.9
Speaking English at least very well (ages 5 and older)	68.4
White	66.2

Age/Gender/Marital Status/Fertility

Median age (in years)	28
Female	49.5
Married (ages 18 and older)	46.1
Women ages 15-44 giving birth in past year	7.0

Educational Attainment and Enrollment (highest degree completed, ages 25 and older)

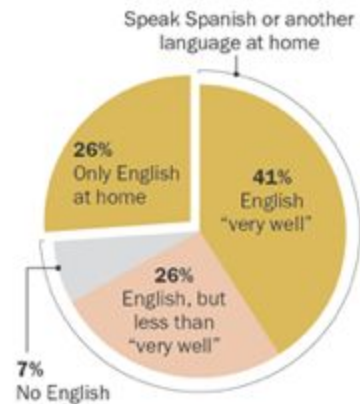
High school graduate or less	61.7
Two-year degree/Some college	23.9
Bachelor's degree or more	14.4

Language Use Among Hispanics, 2013

FIGURE 3

Language Use Among Hispanics, 2013

Percent of all Hispanics ages 5 and older who speak ...



Note: Hispanics who speak English proficiently are those who speak only English at home or, if they speak a non-English language at home, indicate they can speak English "very well." Hispanics who speak English proficiently make up 68% of Hispanics ages 5 and older and are shown in the color gold. (Figures may not add to total due to rounding.)

Source: Pew Research Center tabulations of 2013 American Community Surveys (1% IPUMS).

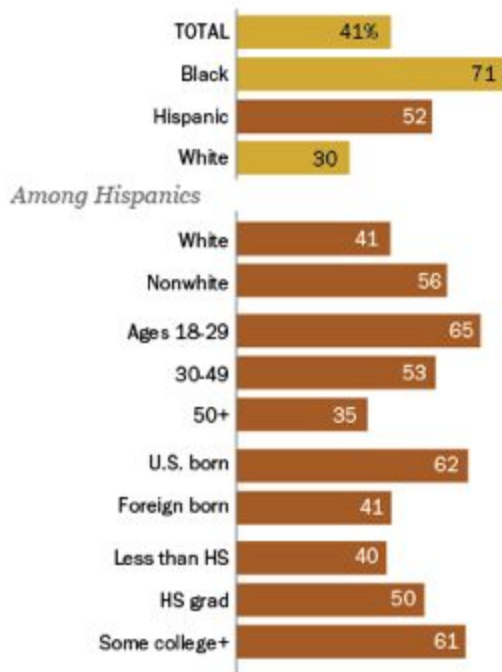
**Catholic schools leverage the linguistic,
racial, religious and socioeconomic
diversity of its Latino community.**



**Latino students benefit from educators
who look like them, talk like them and
could be them.**

Young and U.S.-born Hispanics more likely to experience discrimination

% who say they have regularly or occasionally experienced discrimination or have been treated unfairly because of their race or ethnicity



Note: Unless otherwise noted, whites and blacks include non-Hispanics. Hispanics are of any race.

Source: Survey of U.S. adults conducted Feb. 29-May 8, 2016. "On Views of Race and Inequality, Blacks and Whites Are Worlds Apart"



**Catholic schools provide anti-racist
professional development for the entire
school community.**